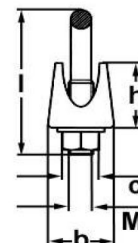
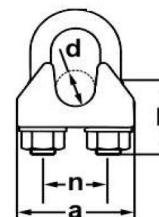


## Galva wire rope clip according to UNI EN 13411-5:2003+A1 type A (ex DIN 1142) - art. 1142

**As to lifting, this clip is allowed only for single use lifting operations planned by a competent person, taking into account appropriate safety factors. It is forbidden to use it to form lifting slings for regular service.**



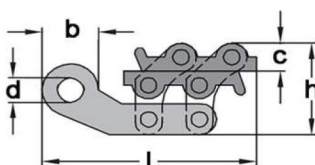
* Reference standard	Industrial standard, generally complying to UNI EN 13411-5:2009 type A (ex DIN 1142)
* Type of steel	U-bar: low carbon steel - saddle: cast iron
* Standard surface	Saddle white electro galvanized, U-bar and nuts yellow electro galvanized
* Applications	Lashing and suspension of loads in marine and industry, manufacturing of protection net (heavy duty)
* Warnings	Please refer to the technical part of clip section for deepening and warnings

### Technical data

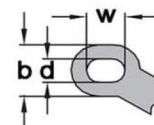
code	rope diameter d		minimum no. of clips per eye	thread M	measures mm							approx. weight per pc. kg
	mm	inch			width a	width b	key c	height h	height k	height l	width n	
FVMODIN05	5	3/16	3	5	25	13	8	13	13	25	12	0,02
FVMODIP06	6 - 6,5	1/4	3	6	30	16	10	17	14	32	14	0,04
FVMODIP08	7 - 8	5/16	4	8	39	20	13	20	18	41	18	0,082
FVMODIP10	9 - 10	3/8	4	8	40	20	13	24	21	46	20	0,092
FVMODIP13	11 - 13	1/2	4	10	50	24	16	28	25	50	24	0,25
FVMODIP14	14	9/16	4	12	59	28	18	31	30	66	28	0,3
FVMODIP16	14 - 16	5/8	4	14	64	32	21	35	35	76	32	0,43
FVMODIP19	17 - 19	3/4	4	14	68	32	21	36	40	83	36	0,49
FVMODIP22	20 - 22	7/8	5	16	74	34	24	40	44	96	40	0,68
FVMODIP26	23 - 26	1	5	20	84	38	30	50	51	111	46	1,17
FVMODIP30	28 - 30	1.3/16	6	20	95	41	30	55	59	127	54	1,4
FVMODIP34	32 - 34	1.3/8	6	22	105	45	34	60	67	141	60	2,13
FVMODIP40	36 - 40	1.9/16	6	24	117	49	34	65	77	159	68	2,68

The sizes in bold character are stock-items.

## Rope pulling grip - art. 2242



nominal size  
4 - 10



nominal size  
16 - 38

* Reference standard	Industrial standard
* Tye of steel	Low carbon steel
* Standard surface	Eye electro galvanized, grips parkerized
* Applications	Temporary gripping of steel wire rope and electric cable while tensioning
* Warnings	Please refer to the technical part of clip section for deepening and warnings

### Technical data

code	size	rope dia. d		measures mm							approx. weight per pc. kg	
		mm	inch	b	c	d	h			l		w
							closed	open	opening			
FVMOTEN04	4	1 - 4	3/64"-3/16"	36	15	19	47	51	6,5	124	19	0,3
FVMOTEN08	8	3 - 8	1/8"-5/16"	47	21	20	76	82	10	169	20	0,9
FVMOTEN10	10	5 - 10	3/16-3/8"	44	24	18	80	88	12	195	18	1,1
FVMOTEN16	16	8 - 16	5/16-5/8"	54	25	30	83	97	19	245	39	1,8
FVMOTEN26	26	12 - 26	1/2" - 1"	62	31	29	107	130	28	265	38	3,5
FVMOTEN38	38	20 - 38	3/4" - 1.1/2"	62	36	29	126	153	40	286	38	6,5

The sizes in bold character are stock-items.